


K9



ETAP 

EXCELLENT LIGHTING, SAVING ENERGY



DISCREET DESIGN

K9 proves that emergency lighting can be both attractive and discreet. Minimalist design, compact execution and high-quality finish ensure that signage and luminaires can be perfectly integrated into any environment.

Full range, uniform style

The K9 series is a complete range of recessed and surface-mounted emergency luminaires. They all make use of the same style features and components, which contributes to the uniform implementation of all of your emergency lighting.

Eye for detail

The K9 is evidence of unique simplicity and purity. The compact luminaires have minimum impact on the space. All seams have been disguised, no screws are visible and the selftest-indicator LED is but a mere dot on the housing. The recessed luminaires can be perfectly integrated and seamlessly fit into the ceiling's architecture.

The luminaires are finished with superior materials (metal and PMMA) and a flawless lacquer quality.



K9

SIGNAGE

K9 signage blends pure and simple design and strong performance. It guarantees high recognition and long service life.

Homogeneous illumination, high recognition

K9 pictograms are easily recognisable, which leads to maximum safety. In the rectangular signage luminaires, the Plexiglas plate behind the pictogram is printed with a dot-matrix pattern, which ensures even illumination through the entire pictogram. In the square signage luminaires, a specially formed lens sends optimal light to the Plexiglas plate.

Light source monitoring increases safety

The K9 signage luminaires come with a light source monitoring system, whereby an invisible sensor measures the degeneration of the LEDs. Once the pictogram's illumination is no longer compliant, the luminaire will show that the light source is to be replaced. After replacing the LEDs, safety is once again guaranteed.



The dot-matrix pattern ensures even illumination of the entire pictogram.



The luminaire automatically indicates when the light source is to be replaced.

Maximum useful service life

ETAP offers a 5-year warranty on K9 sign luminaires. Efficient control of LEDs and sophisticated thermal design extend expected service life far beyond the warranty period. In stand-by mode the LEDs' light efficiency is reduced to 80 cd/m² in the white of the pictogram.

Compliant signage

Signage luminaires effortlessly meet the imposed standard of 1 lux on the floor during changes in direction, at crossings and near emergency doors. They provide 5 lux vertical illuminance near first-aid stations and fire-extinguishing equipment, regardless of the pictogram height (in accordance with standard EN 1838).



Recognition distance: 26 m (size of pictogram: 130 mm)



Recognition distance: 15 m (size of pictogram: 75 mm)

K9

LIGHTING

K9 provides compliant solutions for escape route, anti-panic and staircase lighting. The luminaires deliver top performance.

Stylish and discreet

K9 emergency luminaires appear discreet, thanks to their stylish and simple housing. The lens, which hides the LED, is sunken into the luminaire. As a result it is barely visible at a distance and the luminaire's sober design remains intact.


Strong performance

For each application, K9 has a specific lens, which always delivers top performance. Enabling you to achieve the desired light levels with the fewest possible luminaires (EN 1838). Escape route and anti-panic luminaires can be mounted at heights up to 5 metres. And interdistances for escape route lighting can run up to 20 metres at a mounting height of 2.8 metres or more.




Escape route

The wide-angle lens focuses the light along the centre line of the escape route.




Anti-panic

The unique anti-panic lens ensures nearly square light distribution, which leads to compliant, even lighting, without blind spots.



Staircase

The wide-angle lens focuses the light along the centre line of the staircase.



K9

Permanent, yet energy-efficient


Luminaires are non-maintained as standard. During installation you can opt for non-maintained (default) or maintained operation and determine whether you wish to link the luminaires externally.

When maintained, the luminaire provides excellent lighting of corridors, stairs and open spaces at night. There are no dark zones at night and security guards, hospital staff or other night personnel can find their way without using the general lighting.

You can have the luminaires fitted with a daylight sensor as an option. They only switch on when there is insufficient daylight, which reduces power consumption to the bare minimum.

Light source monitoring

K9 luminaires have an expected service life far beyond the warranty period. Whenever the quality of the LEDs drop below a certain threshold and no longer guarantee a compliant result, the self-test LED indicator will show that the light source is to be replaced. The LED light source can be easily replaced.



A first: The anti-panic lens creates nearly square light distribution, thus preventing blind spots and increasing safety.



K9 mini, even more compact

With the K9 ETAP introduces the most compact solution for escape route and anti-panic lighting. The K9 mini has a very small housing, so that the lens, with or without trim, can be mounted into the ceiling directly and seamlessly.



without trim (Ø 20 mm)

K9 mini, the most compact emergency light solution



GREEN SAFETY

When developing new products ETAP considers high efficiency and low ecological impact to be of the utmost importance. K9 comes with sustainable LEDs and ecological nickel metal hydride batteries (NiMH), which reduce the environmental impact of the emergency lighting to the bare minimum.

Cadmium-free batteries

The European Directive 2006/66/EC bans the use of cadmium (Cd) in batteries. One of the few exceptions to this rule is emergency lighting. Yet ETAP fits all emergency luminaires with NiMH batteries, obviously also the K9 series. These batteries are up to 50% more environmentally friendly than NiCd-batteries, mainly due to lower energy consumption. Furthermore, NiMH-batteries are 50% more compact and easier to recycle than NiCd batteries.

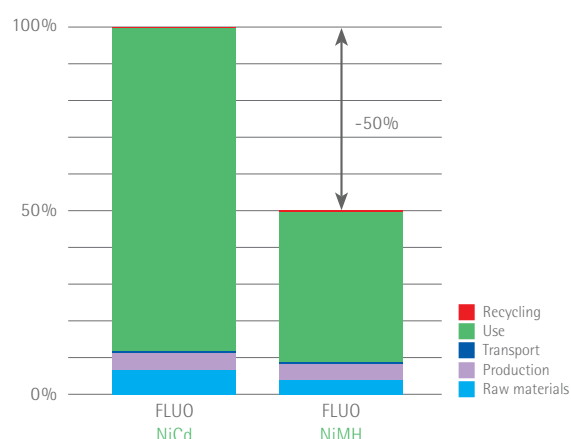
Environmentally friendly LEDs

All products in the K9 range are fitted with LEDs. In maintained luminaires with NiMH batteries, LEDs have up to 70% less impact on the environment than fluorescent lamps, since LED luminaires use a lot less energy. The differences can add up, for both self-contained and centrally supplied luminaires. Other advantages of LEDs include:

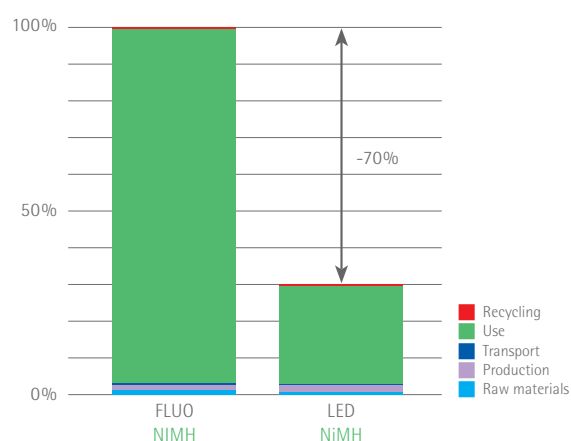
- Long service life (up to ten years), resulting in replacement of the light source being as good as superfluous.
- Compact design, which limits the use of raw materials.
- LEDs do not contain mercury contrary to fluorescent lamps.

Five-year warranty

ETAP only uses reliable, tried and tested electronics components and works closely with quality suppliers of raw materials, LEDs and batteries. Therefore we provide a warranty of five years on the complete K9 range, including batteries.



Relative impact on the environment of NiCd vs. NiMH batteries, illustrated by means of non-maintained luminaires with 6W fluorescent lamp.



Relative impact on the environment of LEDs vs. fluorescent lamps, illustrated by means of maintained luminaires with NiMH batteries.

K9

FULL RANGE



The selftest checks the autonomy, electronics and operation of the luminaires.

Reliability guaranteed

All of ETAP's emergency luminaires come with a selftest, the European Safety Test (EST). EST regularly tests the autonomy, electronics and operation of the luminaires, enabling you to always rely on your emergency lighting.

Easy management

With the ETAP Safety Manager (ESM) you can manage all of your emergency lighting centrally over the Internet. With ESM you can closely monitor the status of all your emergency lighting solutions: self-contained luminaires, central battery systems and emergency units. This enables you to know at all times where maintenance is required. ESM also keeps a logbook of all checks and service, a requirement to satisfy European standard EN50172.

More autonomy, less maintenance

K9 is also available for central battery systems (ETAP Battery System or EBS), at building level (EBS) and per fire zone (EBS Compact). EBS simplifies the maintenance of your emergency lighting installation. For example, batteries must only be replaced in one location and the built-in light source monitor indicates which LEDs are to be replaced.




K9 luminaires easily disconnect from the mounting plate and in the process automatically lose any power. Maintenance can take place safely and on the ground.

Safety at all times

Should you wish, ETAP also provides numerous services. In this way we help you to guarantee the safety of your environment over as long a period as possible:

- **Light studies** for an emergency lighting solution that plans for the correct luminaires in the right location and in the correct quantity.
- **Support when putting into operation** central battery systems and light management system.
- **Maintenance** of luminaires, battery systems and light control management systems with matching **logbook**.

 Further information on our control systems can be found at www.etaplighting.com > Downloads > Brochures

Applications, mounting options and colours




Surface mounted - unpainted (Ø 155mm)
Escape route lighting



Surface mounted - aluminium white
Single or double sided signage



Wall - unpainted
Single sided signage



Recessed - aluminium white (Ø 155mm) / white (Ø 90mm)
Stairway lighting



Recessed - white
Single or double sided signage



Perpendicular wall - aluminium white
Single or double sided signage




K9 mini without trim (Ø 20mm) / with trim (Ø 30mm)
Anti-panic lighting



Suspended - unpainted
Single or double sided signage



Surface mounted - unpainted /
Recessed - white (Ø 155mm)
Single or double sided signage

Other combinations are possible, please consult our catalogue. 



K9

- Full range, uniform style
- Discreet design, quality finish
- Homogeneous illumination, high recognition
- Well thought-out lighting technology, fewer luminaires required
- Least possible impact on the environment



ETAP NV ■ Progress Business Centre ■ Whittle Park Way ■ Slough ■ Berkshire SL1 6DQ
Tel. +44 (0)16 28 55 96 50 ■ Fax +44 (0)16 28 55 90 12 ■ enquiries@etaplighting.com

ETAP Export Department ■ Antwerpsesteenweg 130 ■ 2390 Malle ■ Belgium
Tel. +32 (0)3 310 02 11 ■ Fax +32 (0)3 311 61 42 ■ export@etaplighting.com

ETAP U.A.E. ■ Energy & Environment Park ■ Nucleotide Lab Complex, 2nd Floor, Office E0 01 ■ PO BOX 345014, Al Barsha ■ Dubai, UAE
Tel. +971 (0)4 434 73 64 ■ Fax +971 (0)4 437 03 78 ■ export@etaplighting.com

www.etaplighting.com